




Le

esperienze

continuano: racconti,

vocali, lettere,

numeri, giochi, etc...



MAGO ALFABETO

Nel bosco incantato vive un simpatico mago che si chiama Alfabeto.

Mago Alfabeto è un mago davvero speciale, nel suo giardino crescono alberi maestosi da cui nascono delle bellissime lettere.

Avete capito bene cari bambini, sui rami ci sono delle lettere colorate che il mago raccoglie con grande cura.

Quando le lettere sono pronte, mago Alfabeto le raccoglie. Riempie delle grandi ceste di A e

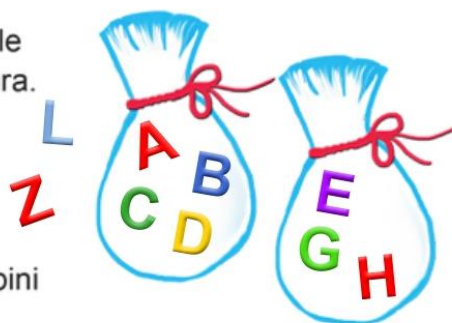
intere cassette di profumatissime F, poi fa dei bei mazzetti di I e di T.

Il mago è molto generoso e regala le lettere ai bambini che vogliono imparare a scrivere.

Prepara dei sacchetti dove mette tutte le lettere dell'alfabeto più dolci.

I bambini non vedono l'ora di assaggiare le lettere, ormai conoscono tutti i gusti.

La A sa di amarena, la B di banana, la C di confetto, la D di dattero, ogni lettera ha un gusto speciale. C'è perfino una Z di zucchero caramellato.



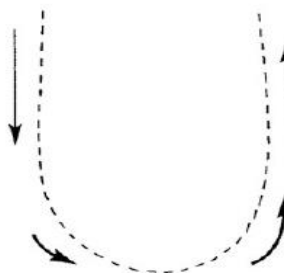
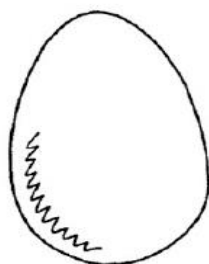
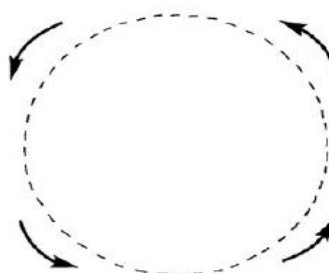


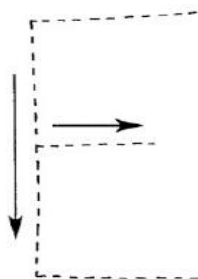
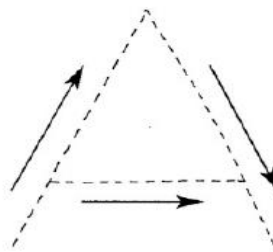
Il mago ha anche delle lettere profumate che regala alle fate.
C'è una I che profuma di iris, una R al profumo di rosa, una M che profuma di mughetto e una V che ha un buonissimo profumo di violetta.
Le fate fanno delle collane con le lettere e così possono sentire il loro profumo preferito per tutto il giorno.
Le lettere di Mago Alfabeto sono davvero speciali e piene di sorprese.
Questa mattina nel bosco incantato è arrivata una bambina e il mago le ha regalato una L, una I, una S e una A per scrivere il suo nome.
Hai capito come si chiama la bambina?
E se tu andassi da mago Alfabeto che lettere chiederesti per scrivere il tuo nome?

Rita Sabatini




Dopo aver letto la storia disegna la parte della storia che più ti è piaciuta

Ripassa il tratteggio e colora il disegno.

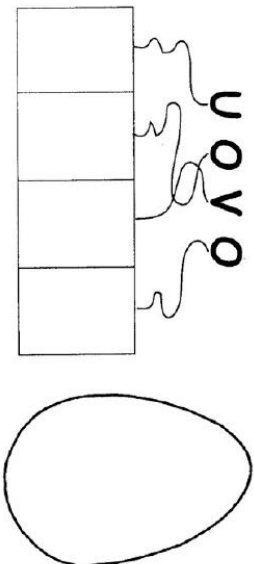
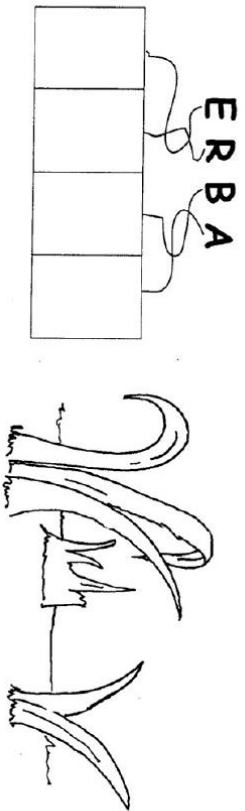
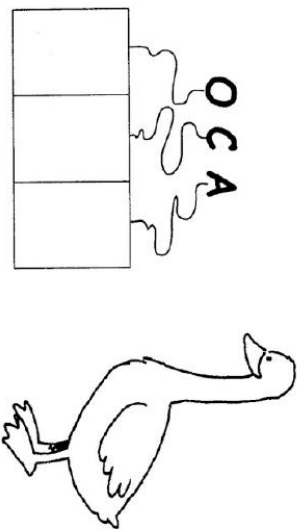
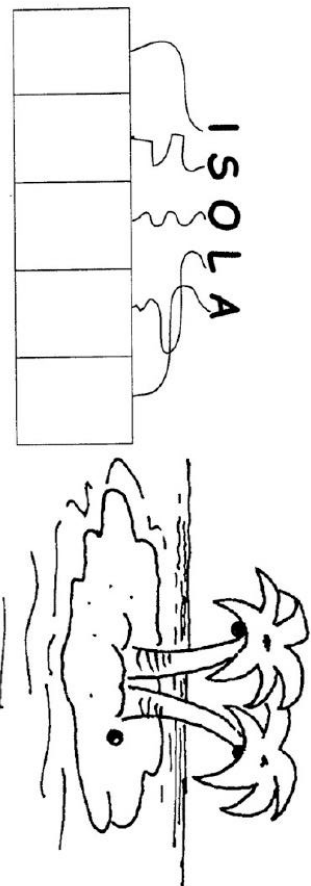
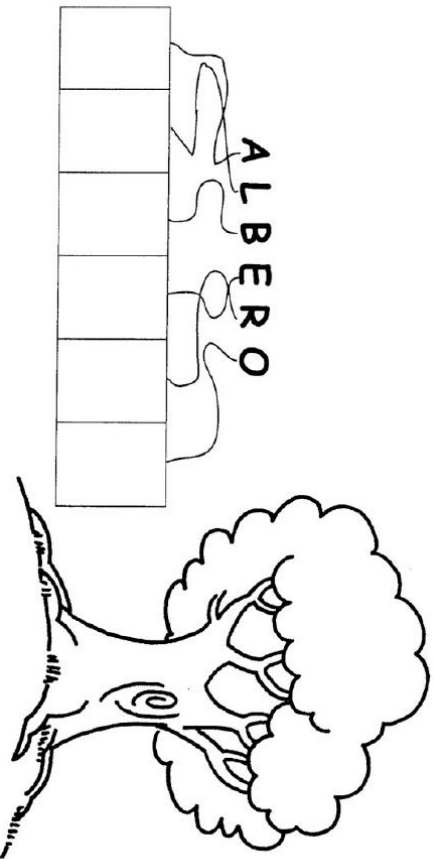


OBIETTIVO: COMPLETA I GRAFISMI.

ATTIVITÀ: SCRIVI LE LETTERE SEGUENDO LA DIREZIONE DELLE FRECCE.

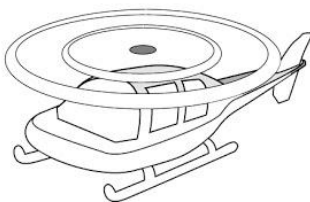
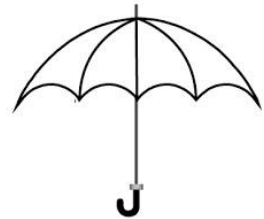







Ob: discriminare i segni vocalici.
Att: colora le lettere di grandezze diverse
con i colori suggeriti dai vagoni del
trenino delle vocali.



OBIETTIVO: SVILUPPARE LA COORDINAZIONE Oculo-MANUALE.
ATTIVITÀ: SEGUENDO CON UNA MATITA IL PERCORSO DI OGNI LETTERA
RISCRIVI LE LETTERE NELLE CASELLE.

COMINCIA CON ...



A

E

I

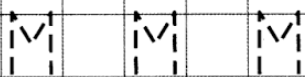
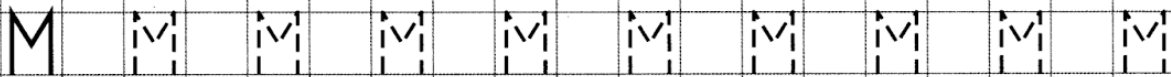
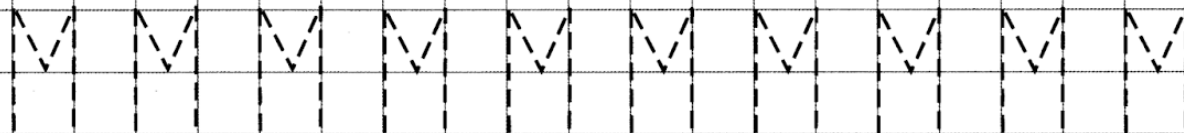
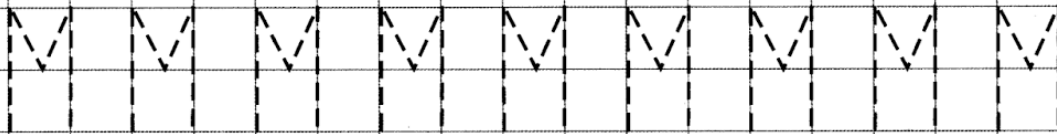
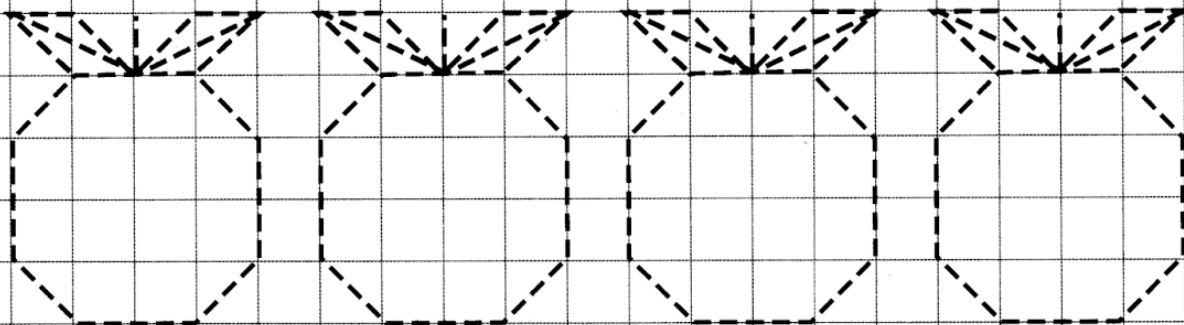
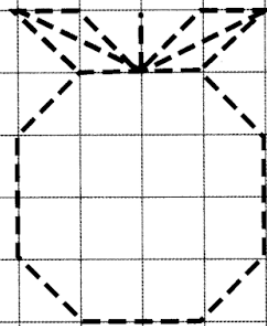
O

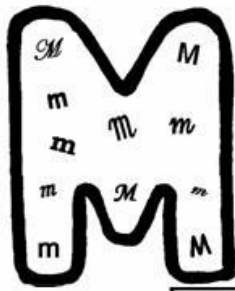
U

M


MELA

MELA





MULINO



Ripassa le parole.



MELA



MARRONE



MURO



MIRTILLI



MIELE



MUCCA



Impara a scrivere la M maiuscola.

M	M	M	M	M	M	M	M	M
M	M	M	M	M	M	M	M	M
M								
M								



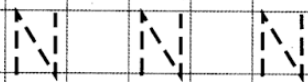
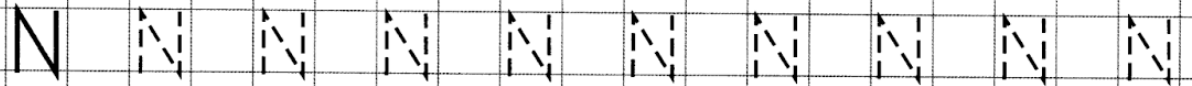
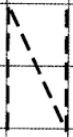
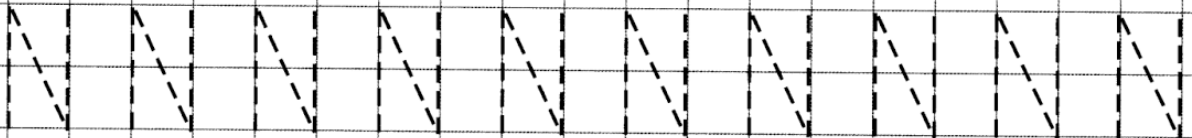
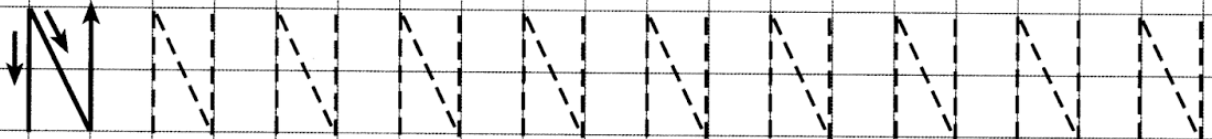
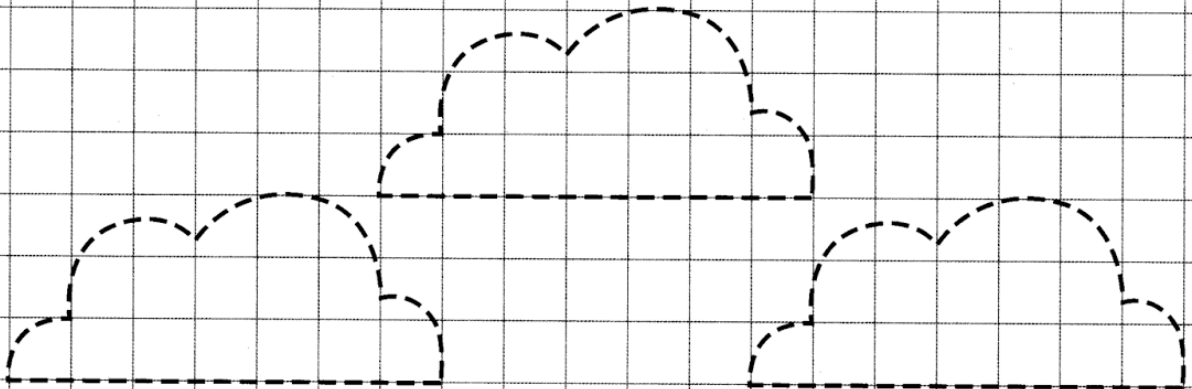
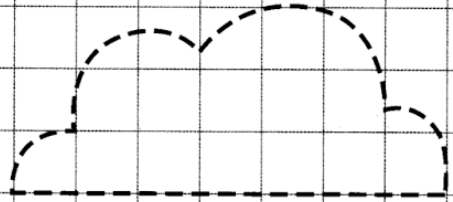
Colora le figure che cominciano con la lettera M.

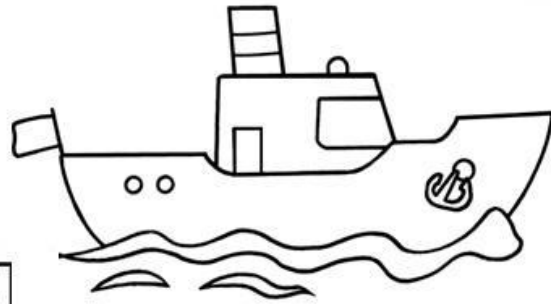


N

NUVOLA

NUVOLA





Ripassa le parole.

AVE



ODO



UVOLA

9

OVE



EVE



ERO



IDO



OCE



Impara a scrivere la N maiuscola.


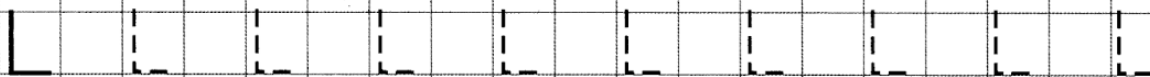

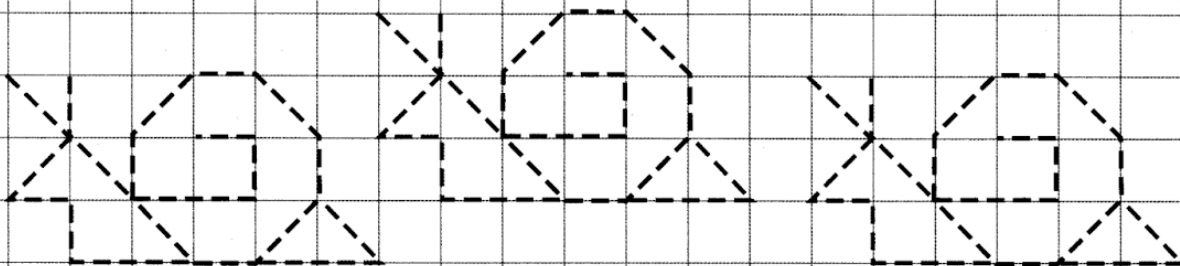
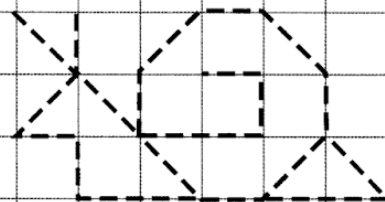
N	N	N	N	N	N	N	N	N
N	N	N	N	N	N	N	N	N
N								
N								
N								
N								


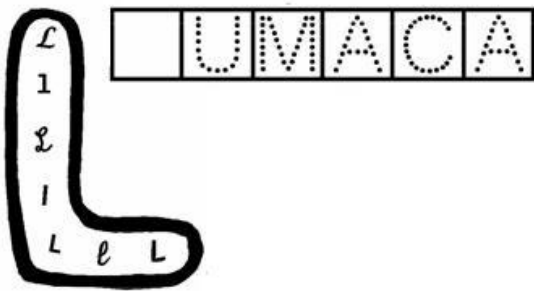


L

LUMACA

LUMACA





Ripassa le parole.



LIMONE



LATTE



LANA



LUNA



LETTO



LEONE




Impara a scrivere la L maiuscola.

L	L	L	L	L	L	L	L	L
L	L	L	L	L	L	L	L	L
L								
L								



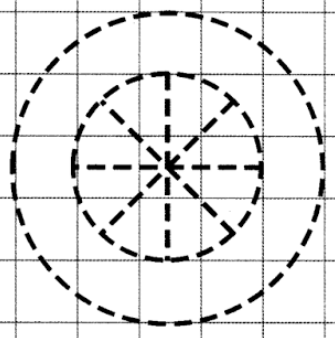
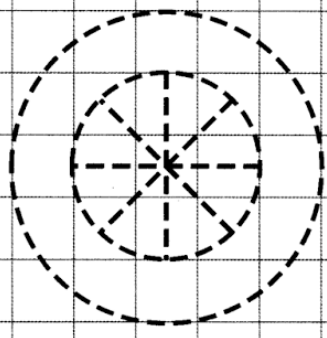
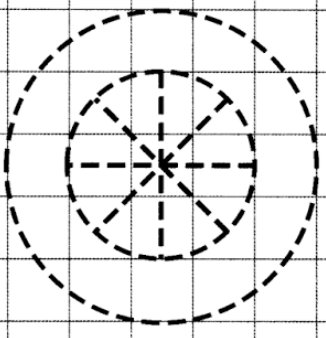
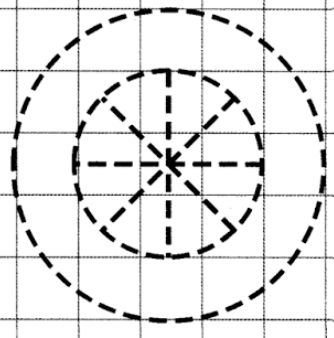
Colora le figure che cominciano con la lettera L.



R

RUOTA

RUOTA




R R R R R R R R R R

R R R R R R R R R R

R

R R R R R R R R R R

R R R



ROSA




Ripassa le parole.



FRANA



ROSSO



RETE



REMI



RAMO



RUOTA

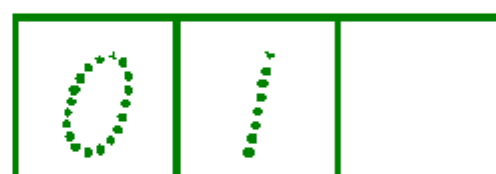





Impara a scrivere la R maiuscola.

R	R	R	R	R	R	R	R	R	R
R	R	R	R	R	R	R	R	R	R
R									
R									



scrivi il numero che viene dopo

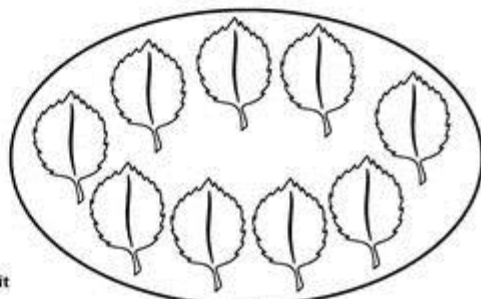
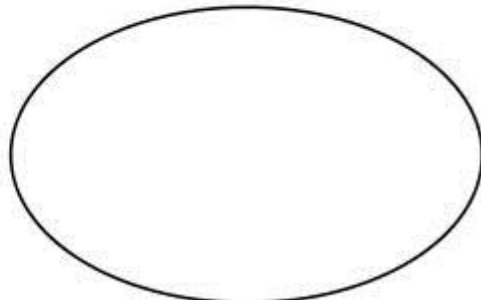






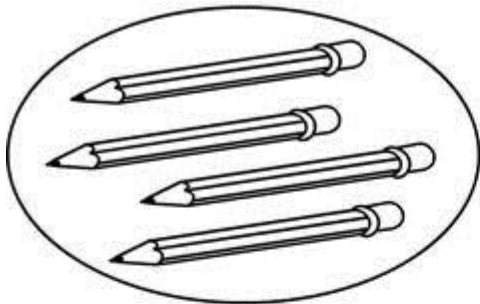


conta e scrivi i numeri dentro i fiori



I NUMERI DA 0 A 9

COLLEGA CON UN FRECCIA GLI INSIEMI AL PROPRIO NUMERO



6
3
5
0
2
4
1
7
9
8

QUANTE E IN QUALE DIREZIONE?

LA NOSTRA AMICA STELLA STA PRENDENDO IL MIELE DA UN'ARNIA.
LE NOSTRE AMICHE API LE RONZANO INTORNO ALLEGRE:

SAI DIRMI QUANTE SONO?

FACILE, VERO? ALLORA VEDIAMO SE SEI DAVVERO SUPER:

SAI DIRMI QUANTE VOLANO A DESTRA, QUANTE A SINISTRA, QUANTE
VERSO L'ALTO E QUANTE VERSO IL BASSO?

A DESTRA



A SINISTRA



IN ALTO















IN BASSO



TUTTO IN ORDINE

ELI HA DECISO DI PREPARARE DEI DOLCETTI
E HA MESSO SULLA TAVOLA GLI INGREDIENTI.
OSSERVA BENE: IN OGNI RIGA SONO
RIPORTATI IN UN ORDINE DIVERSO.
SAI DIRMI IN QUALE ORDINE DOVRAI INSERIRLI
NEI RIQUADRI DELL'ULTIMA RIGA?





LA NOS
LE NOS
SAI DI
FACIL
SAI D
VERS
A DE
IN A

PULCINI

SAI TROVARE LE DIFFERENZE TRA LE DUE SCENETTE?
CE NE SONO 6 DI COLORE (○), 3 DI FORMA (○)
E 3 DI MANCANZE (○).





23



TROVA LE DIFFERENZE

COMPLETA LE FIGURE

SAI RICOSTRUIRE LE FIGURE DEGLI ANIMALI
CHE SONO STATE TAGLIATE A METÀ?





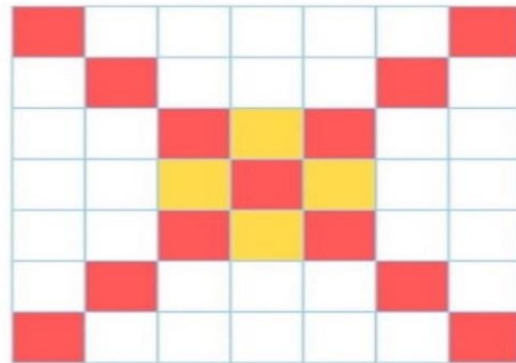



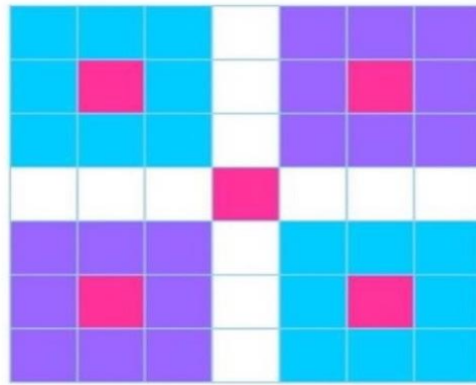
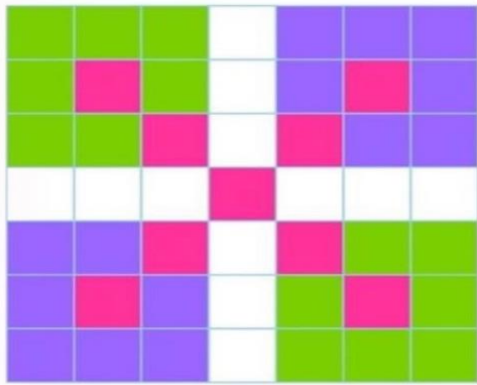
AMICI SCOMBINATI

L'OMBRA CORRETTA!

SAI RICONOSCERE L'OMBRA CORRETTA TRA QUELLE PROPOSTE,
IN MODO CHE CORRISPONDA AL DISEGNO DEL GALLO?



SCOPRI L'OMBRA!



|Trova le differenze|

Trova e circhia le 5 differenze
tra le due immagini



© Prati & Associati

TROVA L'INTRUSO

