

Le



esperienze

finiscono: racconti, vocali,



lettere, destra e

sinistra, numeri,



giochi, percorsi,

laboratori, etc...




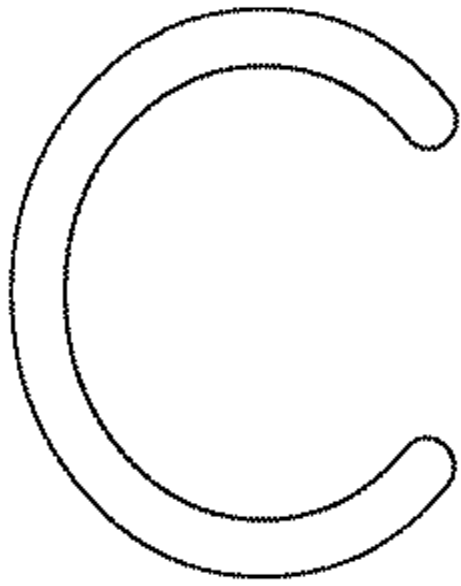


Filastrocca: **ESTATE**

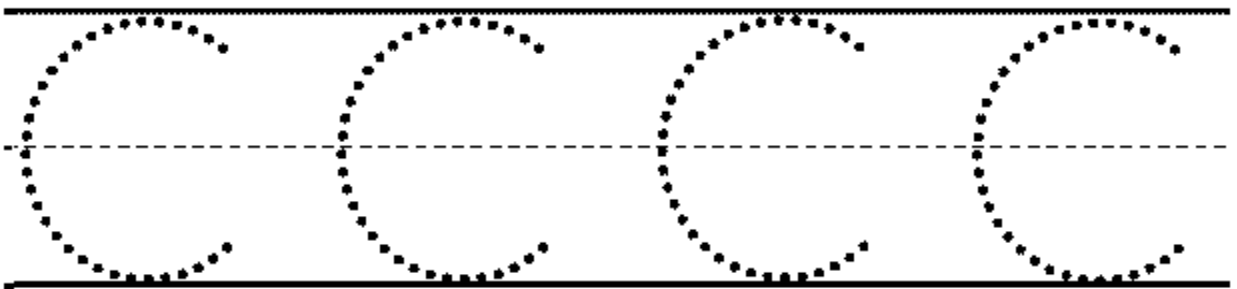
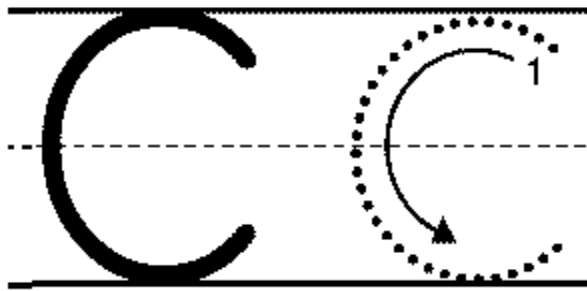
Il sole splende nel cielo lassù,
le nuvole ormai non ci sono più
e sugli alberi i fiori sono spariti
per far spazio a frutti saporiti.
Le scuole stanno per finire:
è il momento di partire!
Mare o montagna?
Lago o campagna?
Qualunque sia la destinazione,
non c'è da perdere nessuna occasione
per divertirsi in compagnia
e passare giornate in allegria.
E per rinfrescarsi nelle calde giornate?
Ghiaccioli e gelati da gustare a palate!
Ma qual è questa meravigliosa stagione
che ci accoglie con il solleone?
È l'estate che è appena cominciata,
con lei l'avventura è assicurata!


Testo: Chiara Magnoli
illustrazione: archivio Raffaello

Dove andrai in vacanza? Disegnati!



cane





Ripassa le parole.

C O N I G L I O



A M M E L L O



A S A



U O R E



A V A L L O



A N E



A N D E L A




Impara a scrivere la C maiuscola.

C	○	○	○	○	○	○	○	○
C	○	○	○	○	○	○	○	○
C								
C								

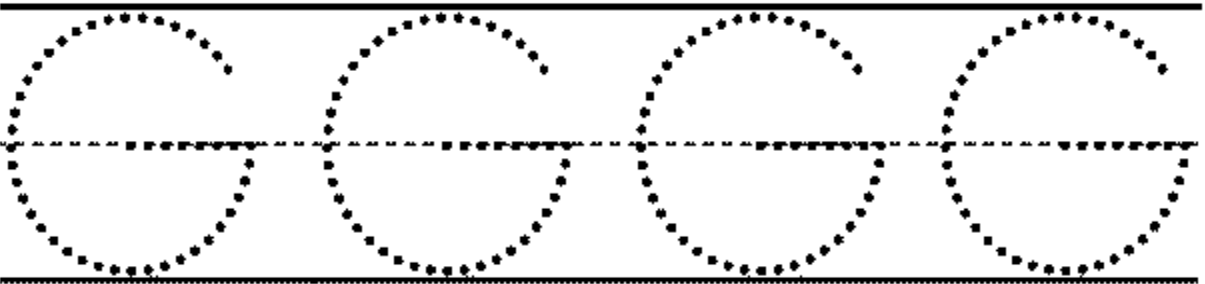
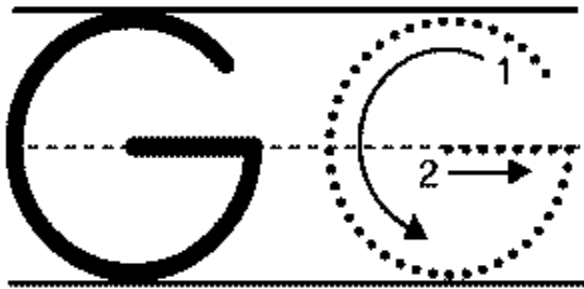


Colora le figure che iniziano con la lettera C.





gatto





G



ALLO



Ripassa le parole.



ATTO



IRASOLE



IRAFFA



OCCHIA



UFO



ELATO



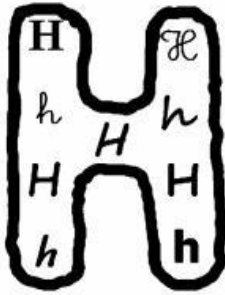
Impara a scrivere la G maiuscola.

G	G	G	G	G	G	G	G	G
G	G	G	G	G	G	G	G	G
G								
G								



Colora le figure che cominciano con la lettera G.





HOTEL



Ripassa le parole.



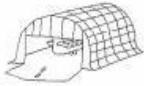
HOTEL



HOCKEY



HOTDOG



HANGAR



HOBBY





Impara a scrivere la H maiuscola.

H	H	H	H	H	H	H	H	H
H	H	H	H	H	H	H	H	H
H								
H								



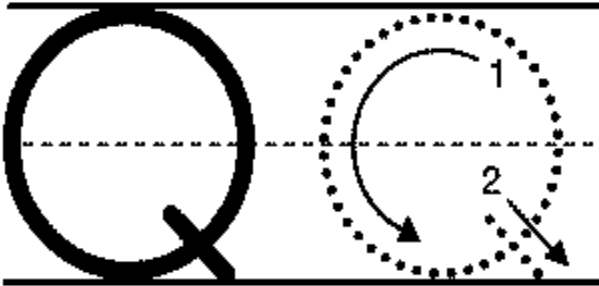
Colora le figure che cominciano con la lettera H.



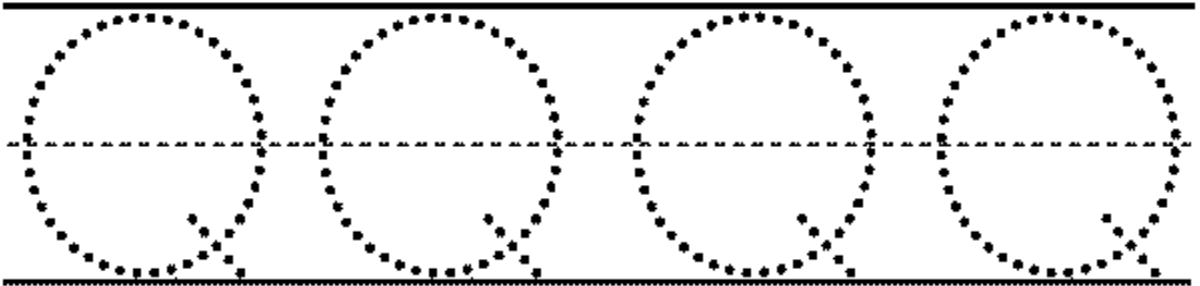




QUI

QUO



QUA





QUADRIFOGLIO



Ripassa le parole.



QUERCIA



QUAGLIA



QUADRO



QUATTRO




Impara a scrivere la Q maiuscola.


Q	Q	Q	Q	Q	Q	Q	Q	Q											
Q	Q	Q	Q	Q	Q	Q	Q	Q	Q										
Q																			
Q																			

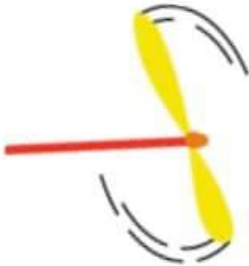


Cerchia tutte le Q.



Segna la vocale corretta

		
A	E	O

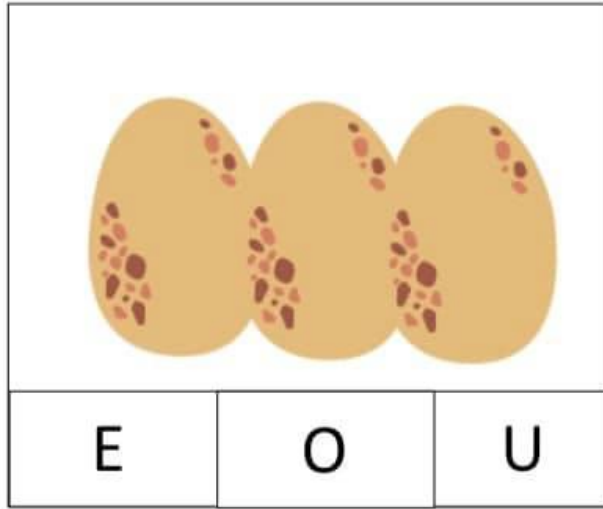
		
A	E	U




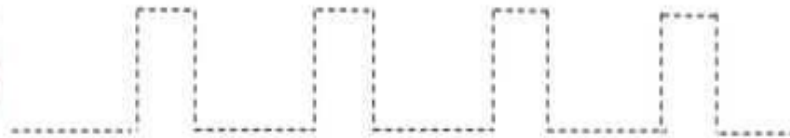
I	E	U
---	---	---

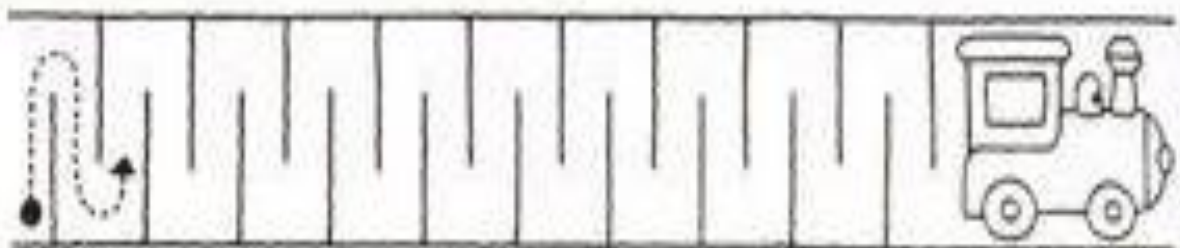


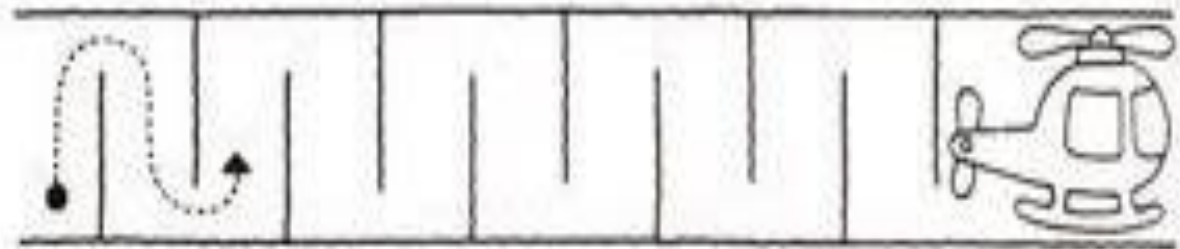
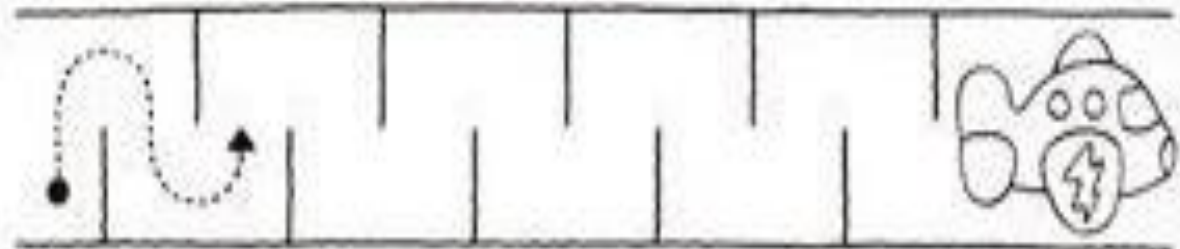


I	O	U
---	---	---



PREGRAFISMO





Lavoretti creativi

Oggi vi proponiamo due lavoretti da realizzare con i pirottini di carta.

Pirottini, carta, cartoncini, colla e tanta fantasia!!!



Barca di carta

Occorrente:

cartoncino colorato, cartoncino bianco, colla e colori

Prendi un cartoncino blu, se non ce l'hai puoi colorarlo con le tempere.


Fatti aiutare a ritagliarlo a forma di cerchio, iegalo a metà.

Successivamente crea le decorazioni per la barca ed incollale nella parte rettangolare.


Appoggia la barca sul tavolo e divertiti a farla dondolare



Ritaglia i pesci e trova le due metà per ricomporli nella maniera corretta




METTI A DESTRA 

METTI A SINISTRA 





METTI A DESTRA 


METTI A SINISTRA 




Trova l'ombra giusta: ma stai attento!!! Non tutte le ombre ti serviranno!











Colora di rosso i pesci verso destra e di blu quelli verso sinistra



DESTRA-SINISTRA



Colora chi va a destra e cerchia chi va a sinistra.

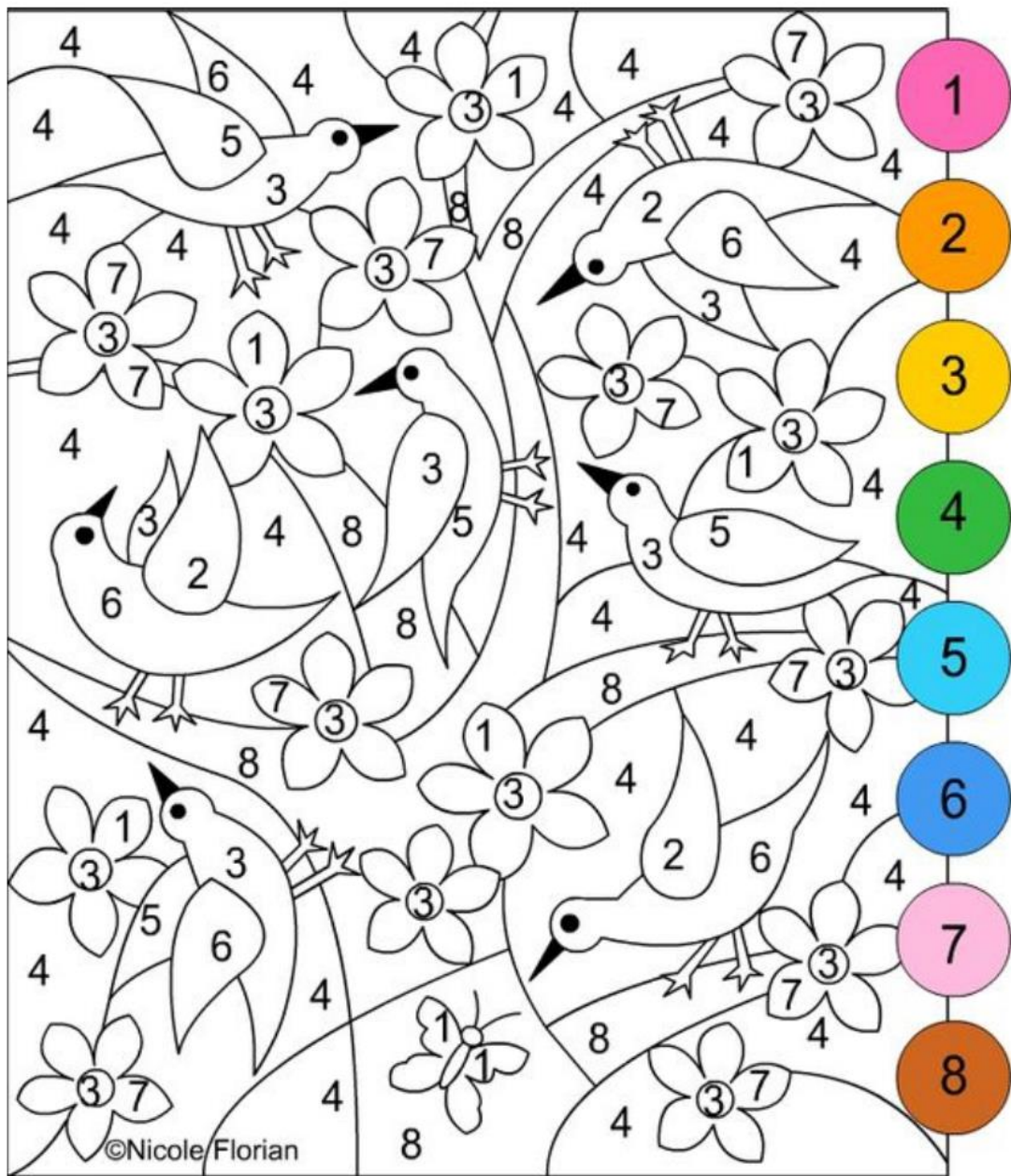
Destra - Sinistra

Colora di verde e giallo le farfalle che vanno a sinistra.
Colora di rosso e azzurro le farfalle che vanno a destra.




Quante sono le farfalle che vanno a sinistra.









Quante sono le farfalle che vanno a destra.



COLORA CON I COLORI PASTELLO SEGUENDO LE INDICAZIONI DELLA LEGENDA.

Quanti animali ci sono? Conta e scrivi il numero corretto




	<input data-bbox="311 1444 414 1534" type="text"/>		<input data-bbox="582 1444 686 1534" type="text"/>		<input data-bbox="829 1444 933 1534" type="text"/>		<input data-bbox="1149 1444 1252 1534" type="text"/>
	<input data-bbox="311 1556 414 1662" type="text"/>		<input data-bbox="582 1556 686 1662" type="text"/>		<input data-bbox="829 1556 933 1662" type="text"/>		<input data-bbox="1149 1556 1252 1662" type="text"/>

Completa la successione numerica


The image contains three number sequence puzzles arranged vertically on a green vine background. Each puzzle starts with a cartoon boy on the left and ends with an object on the right. The puzzles are as follows:

- Top puzzle:** A boy is on the left. The sequence of boxes is: 1, [], 3, [], 5, [], 7, [], 9, []. A sack of gold is on the right.
- Middle puzzle:** A boy is on the left. The sequence of boxes is: [], 2, [], [], 4, [], 6, [], [], 8, [], 10. A hen is on the right.
- Bottom puzzle:** A boy is on the left. The sequence of boxes is: 1, [], [], [], [], 5, [], [], [], [], [], 10. A harp is on the right.




ESTATE... ripassa e colora

Conta, ritaglia il numero corretto ed incollalo



9 7

6 7



9 10

8 5




5

3

4

8



5


9

4

2


Conta e segna il numero corretto

	4	7	5	1
---	---	---	---	---


	5	2	8	7
---	---	---	---	---

	2	7	9	4
---	---	---	---	---

	2	10	6	3
---	---	----	---	---

	5	9	4	8
---	---	---	---	---


Colora come richiesto



KITTY CERCA IL SUO
GOMITOLO DI LANA




Partenza




Arrivo



Mamma gallina ha perduto il suo pulcino. Quale stradina dovrà prendere per ritrovarlo?






TRACCIANDO CON LA MATITA IL PERCORSO, COLLEGA OGNI PESCATORE AL PESCIOLINO CHE HA PESCATO.

Unisci i puntini seguendo l'ordine alfabetico




colora il puzzle

U = giallo V = marrone



colora il puzzle


Z = verde 1 = giallo







colora il puzzle

2 = verde



3 = grigio




TROVA GLI INTRUSI


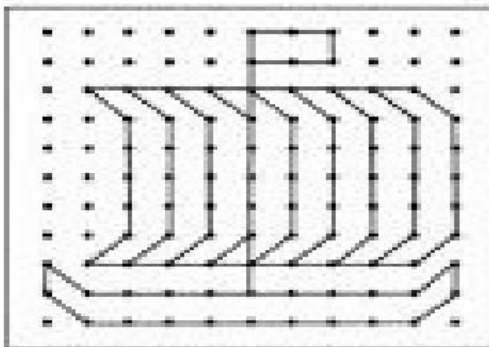

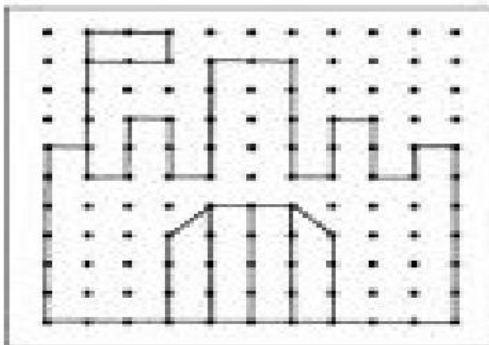

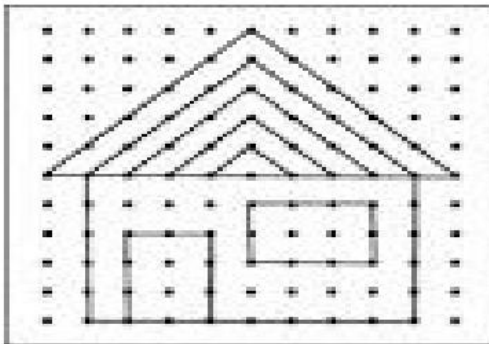


TROVA GLI INTRUSI



Cerca gli oggetti indicati e colora










UNENDO I PUNTINI, DISEGNA COME IL MODELLO TI INDICA.

Ora vi proponiamo un puzzle numerico che potete stampare, magari plastificare per poterci giocare infinite volte









Per salutarci vi congediamo così:

TI ABBRACCIERÒ

di Germana Bruno

Ti abbraccerò con gli occhi e col pensiero
e sarà un gesto di amore vero,
ti bacerò con lo sguardo soltanto
e sarà un bacio come ti avessi accanto,
ti abbraccerò col mio più bel sorriso
e sarà come stare viso a viso.

Ti stringerò con una telefonata,
e sarà come un abbraccio
per tutta la durata.

Farò così in questi strani giorni
sperando che il bel tempo poi ritorni,
allora quando tutto sarà passato,
ti abbraccerò come non ti avevo mai abbracciato.





CI MANCHERETE!!!!