




● OSSERVA I SEGUENTI INSIEMI. SPECIFICA NEL CARTELLINO IL CRITERIO DI APPARTENENZA (CARATTERISTICA COMUNE).



[Empty box for classification criteria]



[Empty box for classification criteria]



[Empty box for classification criteria]



[Empty box for classification criteria]

● COMPLETA GLI INSIEMI DISEGNANDO ALTRI ELEMENTI.



FRUTTA



ORTAGGI



AUTO



ALBERI

● INSERISCI CON UNA FRECCIA GLI ELEMENTI NELL'INSIEME A CUI APPARTENGONO.




BOTTIGLIE




MOBILI

● ESCLUDI CON UNA X L'ELEMENTO CHE NON APPARTIENE ALL'INSIEME.




ALBERI



FRUTTI



BICCHIERI



POSATE